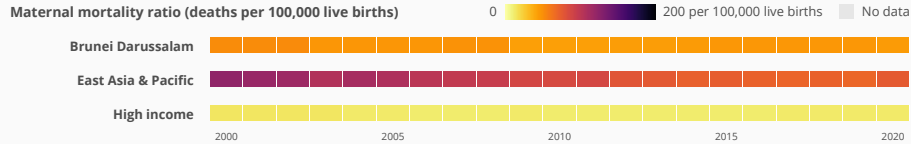


44 women die per 100,000 live births due to pregnancy-related causes in Brunei Darussalam

The maternal mortality ratio in Brunei Darussalam has remained stagnant over the last 20 years roughly around 44. Maternal mortality in Brunei Darussalam is lower than its regional average. Maternal mortality ratio is the number of women who die from pregnancy-related causes while pregnant or within 42 days of pregnancy termination per 100,000 live births.

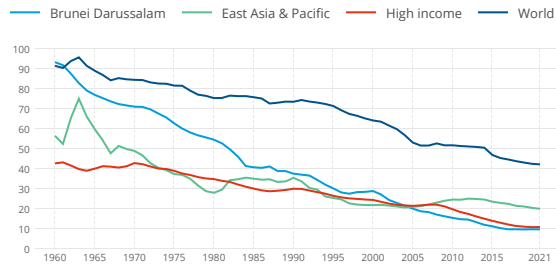


Source: WHO, UNICEF, UNFPA, World Bank Group, and UNDESA/Population Division. Trends in Maternal Mortality 2000 to 2020. Geneva, World Health Organization, 2023

10 of every 1,000 girls ages 15-19 gave birth in Brunei Darussalam in 2021

In Brunei Darussalam, the rate of adolescent fertility has decreased since 2010. The rate in 2021 was nearly the same as the average rate in its income group.

Adolescent fertility rate (births per 1,000 women ages 15-19)

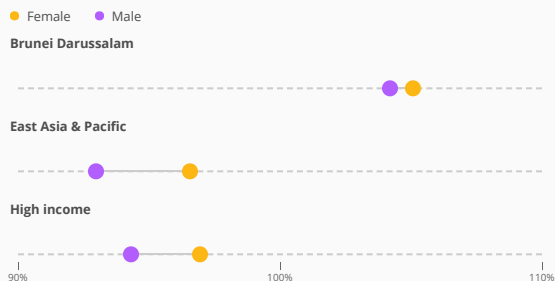


Source: United Nations Population Division, World Population Prospects.

105.1% of girls and 104.2% of boys complete lower secondary school in Brunei Darussalam as of 2020 data

Girls and boys in Brunei Darussalam have a very high completion rate of lower secondary school. Lower secondary education completion rate measures how many children have completed the last grade of lower secondary education regardless of age completed.

Lower secondary completion rate, by sex (% of relevant age group)



Adult literacy in Brunei Darussalam is nearly the same among women and men (2021)

In Brunei Darussalam, both women and men have very high literacy rates. Adult literacy rate is the percentage of people ages 15 and above who can both read and write with understanding a short simple statement about their everyday life.

Adult literacy rate, by sex (% of people ages 15 and above)

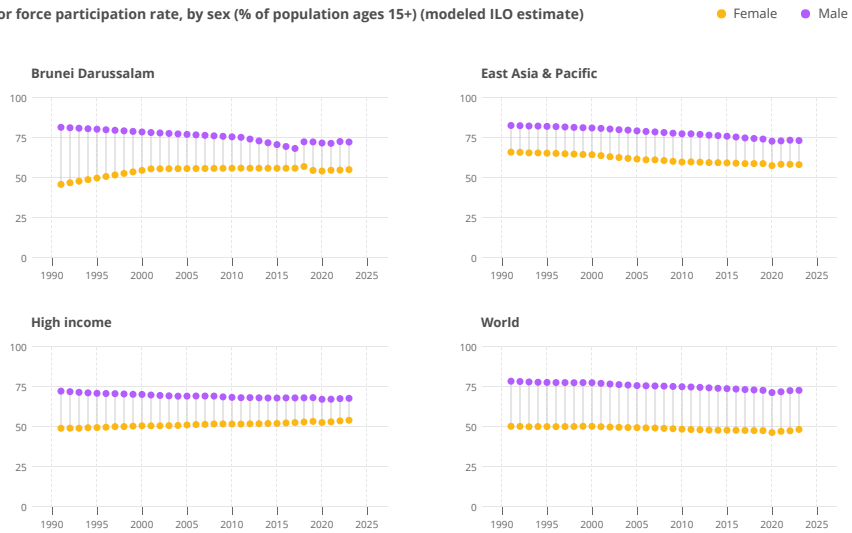


Source: UNESCO Institute for Statistics (UIS). UIS.Stat Bulk Data Download Service. Accessed September 19, 2023. <https://apiportal.uis.unesco.org/bdds>.

In Brunei Darussalam, the labor force participation rate among females is 55.4% and among males is 72.7% for 2023

The labor force participation rate is the proportion of the population ages 15 and older that is economically active. Since 1990, female labor force participation has increased. Compared with labor force participation in the high-income group, the gap between men and women is higher in Brunei Darussalam.

Labor force participation rate, by sex (% of population ages 15+) (modeled ILO estimate)

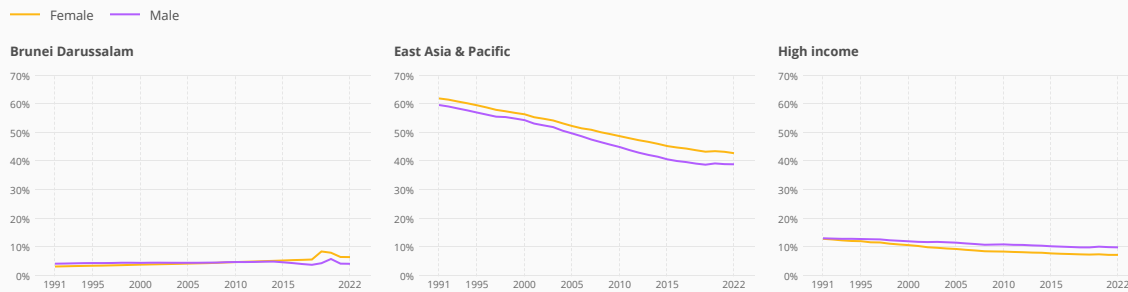


Source: International Labour Organization. "ILO Modelled Estimates and Projections database (ILOEST)" ILOSTAT. Accessed February 06, 2024. <https://ilostat.ilo.org/data/>.

Vulnerable employment for females has worsened in Brunei Darussalam since 1991

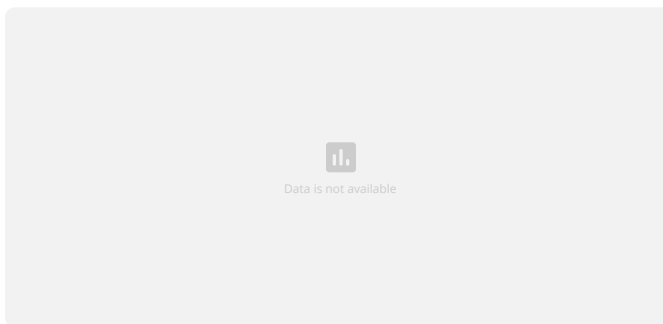
Workers in vulnerable employment are the least likely to have formal work arrangements, social protection, and safety nets to guard against economic shocks; thus they are more likely to fall into poverty. Vulnerable employment among women is 6.7% and among men is 4.4% in Brunei Darussalam for 2022. The rate of vulnerable employment is lower for men and women in Brunei Darussalam compared to the average rate in East Asia & Pacific.

Vulnerable employment, by sex (% of total employment) (modeled ILO estimate)



Source: World Bank, World Development Indicators database. Estimates are based on data obtained from International Labour Organization, ILOSTAT at <https://ilostat.ilo.org/data/>.

Data is not available for Brunei Darussalam for Proportion of time spent on unpaid domestic and care work, by sex (% of 24 hour day)

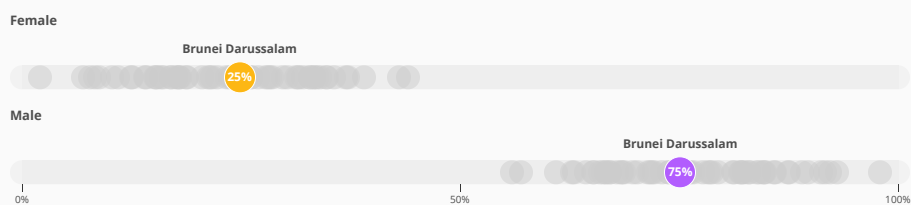


Source: National statistical offices or national database and publications compiled by United Nations Statistics Division. The data were downloaded on December 3 from the Global SDG Indicators Database:

More men than women owned a business in 2020


The share of female business owners for Brunei Darussalam falls in the third quintile of all countries for which there are data. Share of business is calculated as the proportion of female or male newly registered limited liability company owners out of the total number of newly registered limited liability company owners in the economy in the calendar year. Data compiled from the most recent data point between 2016 and 2020.

Share of business owners, by sex (% of total business owners)



Source: World Bank's Entrepreneurship Survey and database (<https://www.worldbank.org/en/programs/entrepreneurship>). Downloaded on November 29, 2023.

Data is not available for Brunei Darussalam for Account ownership at a financial institution or with a mobile-money-service provider, by sex (% of population ages 15+)




Source: Demirguc-Kunt et al., 2018, Global Financial Inclusion Database, World Bank.


Data is not available for Brunei Darussalam for House ownership status, by sex (% of population age 15-49)

House ownership status, by sex (% of population age 15-49)

Male




Female




Source: Demographic and Health Surveys (DHS)

Data is not available for Brunei Darussalam for Percentage of women ages 15-49 participating in decisions about:



Source: Demographic and Health Surveys (DHS)

Data is not available for Brunei Darussalam for Percentage of women ages 15-49 who have ever experienced:

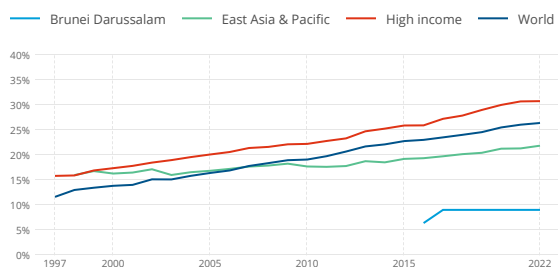


Source: Demographic and Health Surveys (DHS) Statcompiler (<https://www.statcompiler.com/>)

9.1% of seats in national parliament were held by women in 2022 in Brunei Darussalam

Women in parliaments are the percentage of parliamentary seats in a single or lower chamber held by women. The proportion of seats held by women in Brunei Darussalam has increased since 2010. The current rate is lower than the average rate in high-income countries.

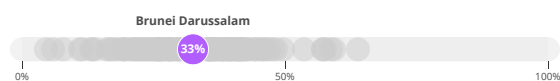
Seats held by women in national parliaments, female (%)



Women represented 32.5% of those employed in senior and middle management in 2022


The female share of employment in senior and middle management for Brunei Darussalam falls in the third quintile of all countries for which there are data. Data compiled from the most recent data point available between 2010 and 2023.

Employment in senior and middle management, female (%)



Source: Inter-Parliamentary Union (IPU) (www.ipu.org). For the year of 1998, the data is as of August 10, 1998.

Data is not available for Brunei Darussalam for Used a mobile phone or the internet to pay bills in the past year, by sex (% age 15+)



Source: Global Findex database

Data retrieved from World Bank Gender Data Portal
<https://genderdata.worldbank.org/countries/brunei-darussalam/>