


Data is not available for Curacao for Maternal mortality ratio (deaths per 100,000 live births)

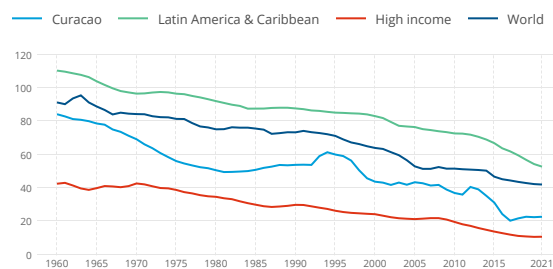


Source: WHO, UNICEF, UNFPA, World Bank Group, and UNDESA/Population Division. Trends in Maternal Mortality 2000 to 2020. Geneva, World Health Organization, 2023

23 of every 1,000 girls ages 15-19 gave birth in Curacao in 2021

In Curacao, the rate of adolescent fertility has decreased since 2010. The rate in 2021 was higher than the average rate in its income group.

Adolescent fertility rate (births per 1,000 women ages 15-19)



Source: United Nations Population Division, World Population Prospects.

Data is not available for Curacao for Lower secondary completion rate, by sex (% of relevant age group)




Data is not available for Curacao for Adult literacy rate, by sex (% of people ages 15 and above)



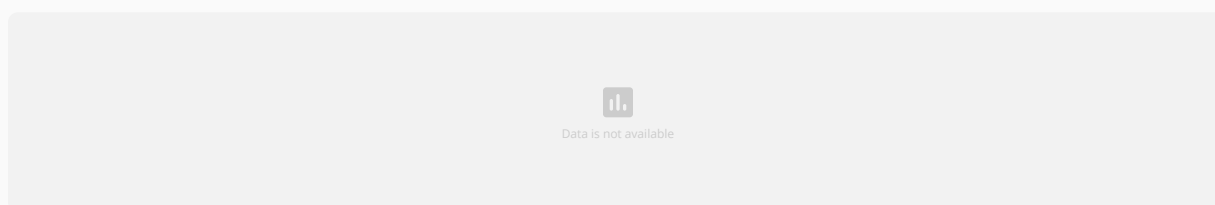
Source: UNESCO Institute for Statistics (UIS), UIS.Stat Bulk Data Download Service. Accessed September 19, 2023. <https://apiportal.uis.unesco.org/bdds>.

Data is not available for Curacao for Labor force participation rate, by sex (% of population ages 15+) (modeled ILO estimate)



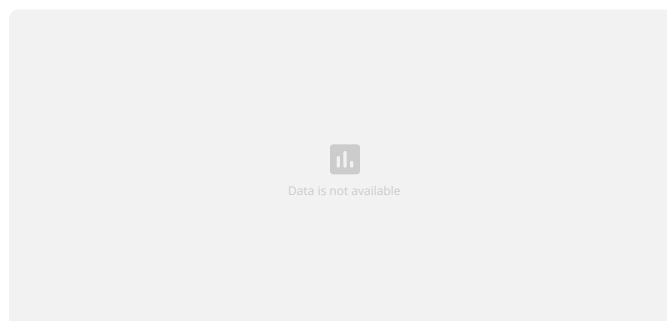
Source: International Labour Organization. "ILO Modelled Estimates and Projections database (ILOEST)" ILOSTAT. Accessed February 06, 2024. <https://ilostat.ilo.org/data/>.

Data is not available for Curacao for Vulnerable employment, by sex (% of total employment) (modeled ILO estimate)




Source: World Bank, World Development Indicators database. Estimates are based on data obtained from International Labour Organization, ILOSTAT at <https://ilostat.ilo.org/data/>.

Data is not available for Curacao for Proportion of time spent on unpaid domestic and care work, by sex (% of 24 hour day)




Source: National statistical offices or national database and publications compiled by United Nations Statistics Division. The data were downloaded on December 3 from the Global SDG Indicators Database:

Data is not available for Curacao for Share of business owners, by sex (% of total business owners)



Source: World Bank's Entrepreneurship Survey and database (<https://www.worldbank.org/en/programs/entrepreneurship>). Downloaded on November 29, 2023.

Data is not available for Curacao for Account ownership at a financial institution or with a mobile-money-service provider, by sex (% of population ages 15+)




Source: Demirguc-Kunt et al., 2018, Global Financial Inclusion Database, World Bank.


Data is not available for Curacao for House ownership status, by sex (% of population age 15-49)

House ownership status, by sex (% of population age 15-49)

Male




Female




Source: Demographic and Health Surveys (DHS)

Data is not available for Curacao for Percentage of women ages 15-49 participating in decisions about:




Source: Demographic and Health Surveys (DHS)

Data is not available for Curacao for Percentage of women ages 15-49 who have ever experienced:




Source: Demographic and Health Surveys (DHS) Statcompiler (<https://www.statcompiler.com/>)

Data is not available for Curacao for Seats held by women in national parliaments, female (%)




Data is not available for Curacao for Employment in senior and middle management, female (%)



Source: Inter-Parliamentary Union (IPU) ([www.ipu.org](http://www.ipu.org)). For the year of 1998, the data is as of August 10, 1998.

Data is not available for Curacao for Used a mobile phone or the internet to pay bills in the past year, by sex (% age 15+)



Source: Global Findex database

Data retrieved from World Bank Gender Data Portal  
<https://genderdata.worldbank.org/countries/curacao/>