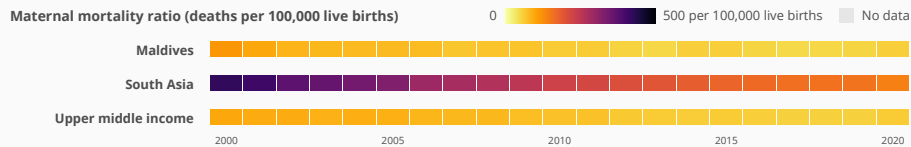


57 women die per 100,000 live births due to pregnancy-related causes in Maldives

The maternal mortality ratio in Maldives has improved from 114 in 2000 to 57 in 2020. Maternal mortality in Maldives is lower than its regional average. Maternal mortality ratio is the number of women who die from pregnancy-related causes while pregnant or within 42 days of pregnancy termination per 100,000 live births.

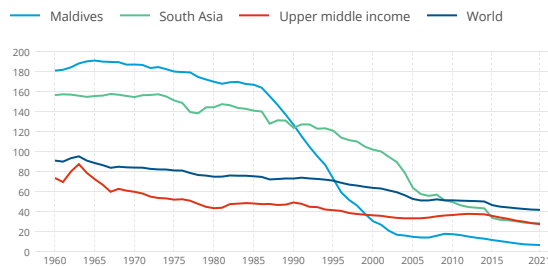


Source: WHO, UNICEF, UNFPA, World Bank Group, and UNDESA/Population Division. Trends in Maternal Mortality 2000 to 2020. Geneva, World Health Organization, 2023

7 of every 1,000 girls ages 15-19 gave birth in Maldives in 2021

In Maldives, the rate of adolescent fertility has decreased since 2010. The rate in 2021 was lower than the average rate in its income group.

Adolescent fertility rate (births per 1,000 women ages 15-19)

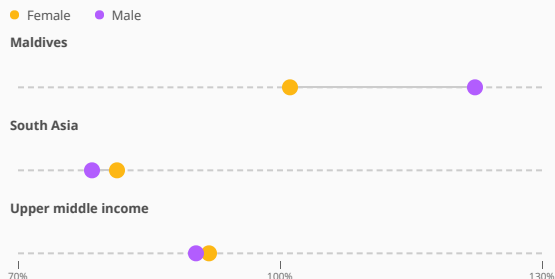


Source: United Nations Population Division, World Population Prospects.

101.1% of girls and 122.3% of boys complete lower secondary school in Maldives as of 2019 data

The gap in lower secondary completion rate between boys and girls, 21.2, is larger than the gap of the South Asia aggregate, 2.8. Lower secondary education completion rate measures how many children have completed the last grade of lower secondary education regardless of age completed.

Lower secondary completion rate, by sex (% of relevant age group)



Adult literacy in Maldives is nearly the same among women and men (2021)

In Maldives, both women and men have very high literacy rates. Adult literacy rate is the percentage of people ages 15 and above who can both read and write with understanding a short simple statement about their everyday life.

Adult literacy rate, by sex (% of people ages 15 and above)

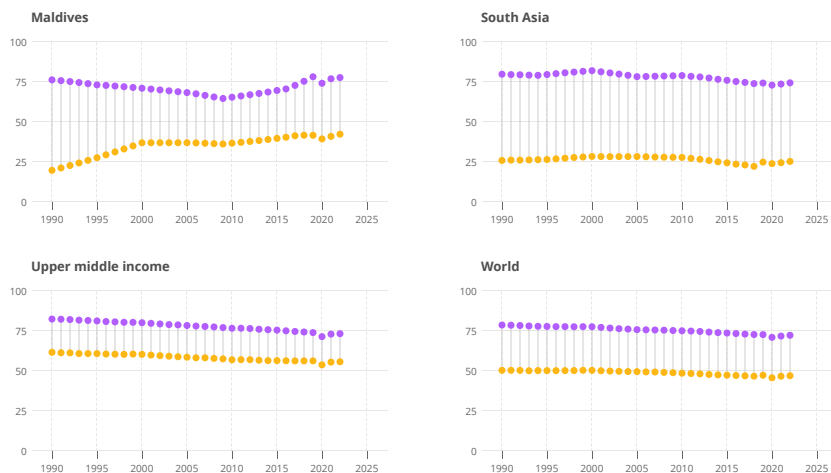


Source: UNESCO Institute for Statistics (UIS). UIS.Stat Bulk Data Download Service. Accessed October 24, 2022. <https://apiportal.uis.unesco.org/bdds>.

In Maldives, the labor force participation rate among females is 42.6% and among males is 78% for 2022

The labor force participation rate is the proportion of the population ages 15 and older that is economically active. Since 1990, female labor force participation has increased. Compared with labor force participation in the upper-middle income group, the gap between men and women is higher in Maldives.

Labor force participation rate, by sex (% of population ages 15+) (modeled ILO estimate) ● Female ● Male



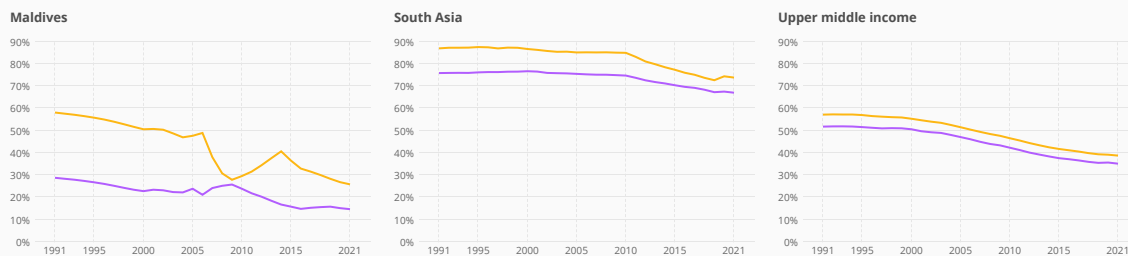
Source: International Labour Organization. "ILO Modelled Estimates and Projections database (ILOEST)" ILOSTAT. Accessed April 25, 2023. <https://ilostat.ilo.org/data/>.

Vulnerable employment for females has improved in Maldives since 1991

Workers in vulnerable employment are the least likely to have formal work arrangements, social protection, and safety nets to guard against economic shocks; thus they are more likely to fall into poverty. Vulnerable employment among women is 26.1% and among men is 14.9% in Maldives for 2021. The rate of vulnerable employment is lower for men and women in Maldives compared to the average rate in South Asia.

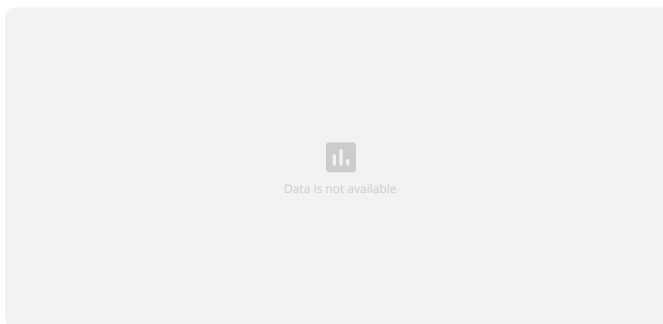
Vulnerable employment, by sex (% of total employment) (modeled ILO estimate)

— Female — Male




Source: World Bank, World Development Indicators database. Estimates are based on data obtained from International Labour Organization, ILOSTAT at <https://ilostat.ilo.org/data/>.

Data is not available for Maldives for Proportion of time spent on unpaid domestic and care work, by sex (% of 24 hour day)




Source: National statistical offices or national database and publications compiled by United Nations Statistics Division. The data were downloaded on December 3 from the Global SDG Indicators Database:

Data is not available for Maldives for Share of business owners, by sex (% of total business owners)



Source: World Bank's Entrepreneurship Survey and database (<http://www.doingbusiness.org/data/exploretopics/entrepreneurship>).

Data is not available for Maldives for Account ownership at a financial institution or with a mobile-money-service provider, by sex (% of population ages 15+)



Source: Demirguc-Kunt et al., 2018, Global Financial Inclusion Database, World Bank.

19.2% of men and 17.5% of women owned a dwelling either alone or jointly in 2017

For women in particular, asset ownership is a source of economic empowerment and provides protection in the case of marital dissolution or abandonment. There is increasing evidence that ownership of property by women has positive consequences for women's empowerment, nutritional and health outcomes, and children's schooling.

House ownership status, by sex (% of population age 15-49)

Male



80.8% do not own a house
16.2% own a house alone
2.3% own a house jointly
0.6% own a house both alone and jointly

Female



82.5% do not own a house
8.0% own a house alone
7.3% own a house jointly
2.2% own a house both alone and jointly

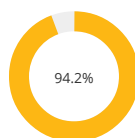
Source: Demographic and Health Surveys (DHS)

79.6% of women participated in making major decisions in the household in 2017

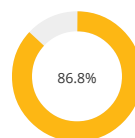
Women participating in making major decisions is the percentage of currently married women ages 15-49 who say that they alone or jointly have the final say in (i) making major household purchases, (ii) decisions about own healthcare, and (iii) visits to family, relatives, friends.

Percentage of women ages 15-49 participating in decisions about:

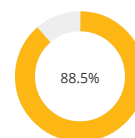
Visits to family, relatives, friends



Making major household purchase



Own health care



Source: Demographic and Health Surveys (DHS)

In Maldives, the share of women who have experienced intimate partner violence is less than the world average, 27%

Intimate partner violence is by far the most prevalent form of violence against women globally and is defined as the percentage of ever-married women (ages 15-49) who have ever experienced physical or sexual violence committed by their husband or partner, whereas those who have ever experienced any form of sexual violence is the percentage of women (ages 15-49) who ever experienced sexual violence irrespective of marital status and perpetrator.

Percentage of women ages 15-49 who have ever experienced:

Any form of sexual violence

10.8%

Intimate partner violence

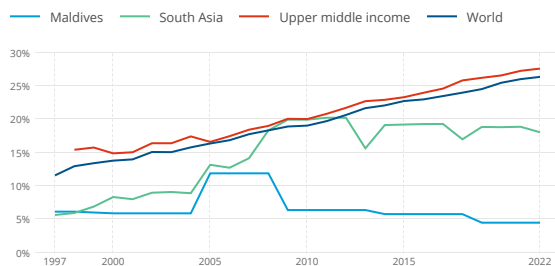
19%

Source: Demographic and Health Surveys (DHS) Statcompiler (<https://www.statcompiler.com/>)

4.6% of seats in national parliament were held by women in 2022 in Maldives

Women in parliaments are the percentage of parliamentary seats in a single or lower chamber held by women. The proportion of seats held by women in Maldives has remained roughly the same as 2010. The current rate is lower than the average rate in upper-middle income countries.

Seats held by women in national parliaments, female (%)

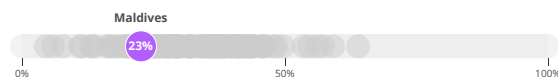


Source: Inter-Parliamentary Union (IPU) (www.ipu.org). For the year of 1998, the data is as of August 10, 1998.

Women represented 22.6% of those employed in senior and middle management in 2019

The female share of employment in senior and middle management for Maldives falls in the second quintile of all countries for which there are data. Data compiled from the most recent data point available between 2010 and 2022.

Employment in senior and middle management, female (%)



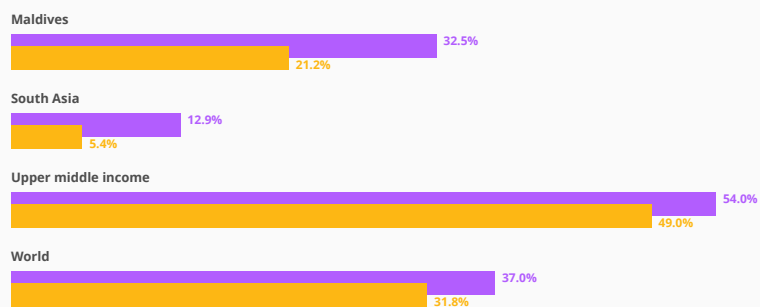
Source: Inter-Parliamentary Union (IPU) (www.ipu.org). For the year of 1998, the data is as of August 10, 1998.

More men than women used a mobile phone or the internet to pay bills in 2017

The gap in internet usage between men and women in Maldives, 11.3, is larger than the gap of the South Asia aggregate, 7.5. Internet usage denotes the percentage of respondents who report using a mobile phone or the internet to pay bills in the past 12 months.

Used a mobile phone or the internet to pay bills in the past year, by sex (% age 15+)

● Female ● Male



Source: Global Findex database

Data retrieved from World Bank Gender Data Portal
<https://genderdata.worldbank.org/countries/maldives/>