


Data is not available for New Caledonia for Maternal mortality ratio (deaths per 100,000 live births)

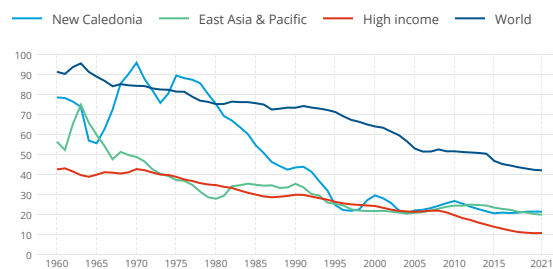


Source: WHO, UNICEF, UNFPA, World Bank Group, and UNDESA/Population Division. Trends in Maternal Mortality 2000 to 2020. Geneva, World Health Organization, 2023

22 of every 1,000 girls ages 15-19 gave birth in New Caledonia in 2021

In New Caledonia, the rate of adolescent fertility has decreased since 2010. The rate in 2021 was higher than the average rate in its income group.

Adolescent fertility rate (births per 1,000 women ages 15-19)



Source: United Nations Population Division, World Population Prospects.

Data is not available for New Caledonia for Lower secondary completion rate, by sex (% of relevant age group)



Data is not available for New Caledonia for Adult literacy rate, by sex (% of people ages 15 and above)

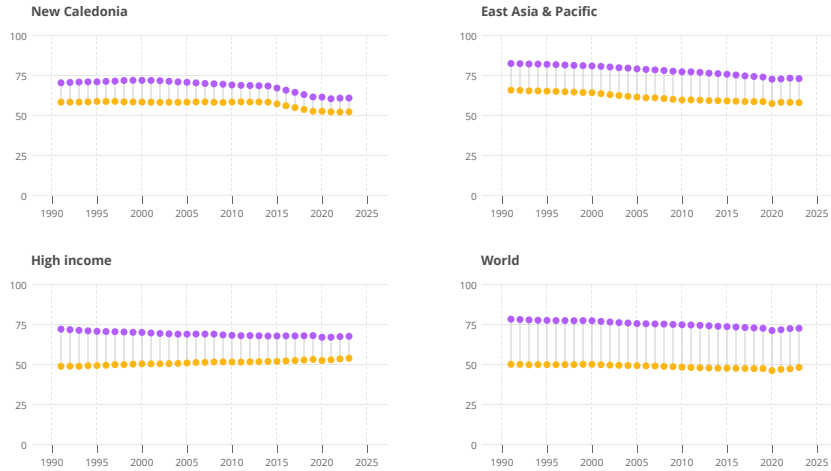


Source: UNESCO Institute for Statistics (UIS), UIS.Stat Bulk Data Download Service. Accessed September 19, 2023. <https://apiportal.uis.unesco.org/bdds>.

In New Caledonia, the labor force participation rate among females is 52.8% and among males is 61.4% for 2023

The labor force participation rate is the proportion of the population ages 15 and older that is economically active. Since 1990, female labor force participation has decreased. Compared with labor force participation in the high-income group, the gap between men and women is lower in New Caledonia.

Labor force participation rate, by sex (% of population ages 15+) (modeled ILO estimate) ● Female ● Male



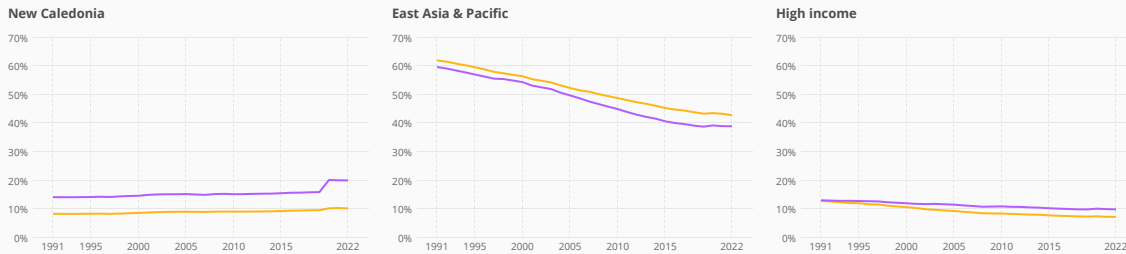
Source: International Labour Organization. "ILO Modelled Estimates and Projections database (ILOEST)" ILOSTAT. Accessed February 06, 2024. <https://ilostat.ilo.org/data/>.

Vulnerable employment among women has remained nearly the same since 1991

Workers in vulnerable employment are the least likely to have formal work arrangements, social protection, and safety nets to guard against economic shocks; thus they are more likely to fall into poverty. Vulnerable employment among women is 10.5% and among men is 20.3% in New Caledonia for 2022. The rate of vulnerable employment is lower for men and women in New Caledonia compared to the average rate in East Asia & Pacific.

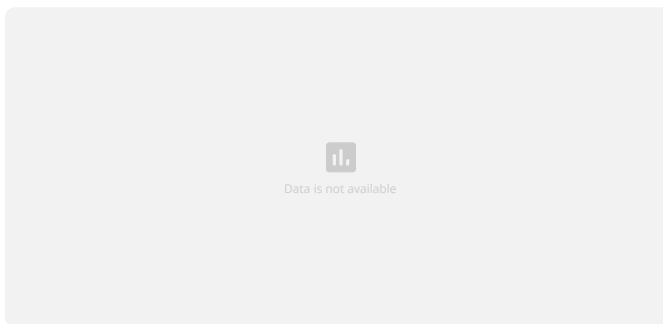
Vulnerable employment, by sex (% of total employment) (modeled ILO estimate)

— Female — Male




Source: World Bank, World Development Indicators database. Estimates are based on data obtained from International Labour Organization, ILOSTAT at <https://ilostat.ilo.org/data/>.

Data is not available for New Caledonia for Proportion of time spent on unpaid domestic and care work, by sex (% of 24 hour day)




Source: National statistical offices or national database and publications compiled by United Nations Statistics Division. The data were downloaded on December 3 from the Global SDG Indicators Database:

Data is not available for New Caledonia for Share of business owners, by sex (% of total business owners)



Source: World Bank's Entrepreneurship Survey and database (<https://www.worldbank.org/en/programs/entrepreneurship>). Downloaded on November 29, 2023.

Data is not available for New Caledonia for Account ownership at a financial institution or with a mobile-money-service provider, by sex (% of population ages 15+)




Source: Demircug-Kunt et al., 2018, Global Financial Inclusion Database, World Bank.


Data is not available for New Caledonia for House ownership status, by sex (% of population age 15-49)

House ownership status, by sex (% of population age 15-49)

Male




Female




Source: Demographic and Health Surveys (DHS)

Data is not available for New Caledonia for Percentage of women ages 15-49 participating in decisions about:




Source: Demographic and Health Surveys (DHS)

Data is not available for New Caledonia for Percentage of women ages 15-49 who have ever experienced:




Source: Demographic and Health Surveys (DHS) Statcompiler (<https://www.statcompiler.com/>)

Data is not available for New Caledonia for Seats held by women in national parliaments, female (%)




Data is not available for New Caledonia for Employment in senior and middle management, female (%)



Source: Inter-Parliamentary Union (IPU) (www.ipu.org). For the year of 1998, the data is as of August 10, 1998.

Data is not available for New Caledonia for Used a mobile phone or the internet to pay bills in the past year, by sex (% age 15+)



Source: Global Findex database