

Data is not available for Palau for Maternal mortality ratio (deaths per 100,000 live births)



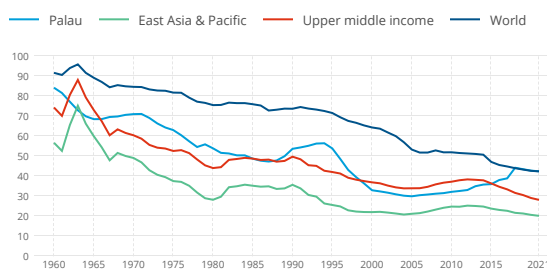
Data is not available

Source: WHO, UNICEF, UNFPA, World Bank Group, and UNDESA/Population Division. Trends in Maternal Mortality 2000 to 2020. Geneva, World Health Organization, 2023

43 of every 1,000 girls ages 15-19 gave birth in Palau in 2021

In Palau, the rate of adolescent fertility has increased since 2010. The rate in 2021 was higher than the average rate in its income group.

Adolescent fertility rate (births per 1,000 women ages 15-19)



Source: United Nations Population Division, World Population Prospects.

105.7% of girls and 95.2% of boys complete lower secondary school in Palau as of 2021 data

The gap in lower secondary completion rate between boys and girls, 10.5, is larger than the gap of the East Asia & Pacific aggregate, 3.6. Lower secondary education completion rate measures how many children have completed the last grade of lower secondary education regardless of age completed.

Lower secondary completion rate, by sex (% of relevant age group)

Female Male

Palau

East Asia & Pacific

Upper middle income

80% 95% 110%

Adult literacy in Palau is nearly the same among women and men (2015)

In Palau, both women and men have very high literacy rates. Adult literacy rate is the percentage of people ages 15 and above who can both read and write with understanding a short simple statement about their everyday life.

Adult literacy rate, by sex (% of people ages 15 and above)

Female Male

Palau

East Asia & Pacific

Upper middle income


96.8% 96.3%

97.5% 94.5%

97.2% 94.7%


Source: UNESCO Institute for Statistics (UIS). UIS.Stat Bulk Data Download Service. Accessed September 19, 2023. <https://apiportal.uis.unesco.org/bdds>.

Data is not available for Palau for Labor force participation rate, by sex (% of population ages 15+) (modeled ILO estimate)



Source: International Labour Organization. "ILO Modelled Estimates and Projections database (ILOEST)" ILOSTAT. Accessed February 06, 2024. <https://ilostat.ilo.org/data/>.

Data is not available for Palau for Vulnerable employment, by sex (% of total employment) (modeled ILO estimate)




Source: World Bank, World Development Indicators database. Estimates are based on data obtained from International Labour Organization, ILOSTAT at <https://ilostat.ilo.org/data/>.

Data is not available for Palau for Proportion of time spent on unpaid domestic and care work, by sex (% of 24 hour day)




Source: National statistical offices or national database and publications compiled by United Nations Statistics Division. The data were downloaded on December 3 from the Global SDG Indicators Database:

Data is not available for Palau for Share of business owners, by sex (% of total business owners)



Source: World Bank's Entrepreneurship Survey and database (<https://www.worldbank.org/en/programs/entrepreneurship>). Downloaded on November 29, 2023.

Data is not available for Palau for Account ownership at a financial institution or with a mobile-money-service provider, by sex (% of population ages 15+)




Source: Demircuc-Kunt et al., 2018, Global Financial Inclusion Database, World Bank.


Data is not available for Palau for House ownership status, by sex (% of population age 15-49)

House ownership status, by sex (% of population age 15-49)

Male




Female



Source: Demographic and Health Surveys (DHS)

Data is not available for Palau for Percentage of women ages 15-49 participating in decisions about:




Source: Demographic and Health Surveys (DHS)

In Palau, the share of women who have experienced intimate partner violence is greater than the world average, 27%

Intimate partner violence is by far the most prevalent form of violence against women globally and is defined as the percentage of ever-married women (ages 15-49) who have ever experienced physical or sexual violence committed by their husband or partner, whereas those who have ever experienced any form of sexual violence is the percentage of women (ages 15-49) who ever experienced sexual violence irrespective of marital status and perpetrator.

Percentage of women ages 15-49 who have ever experienced:



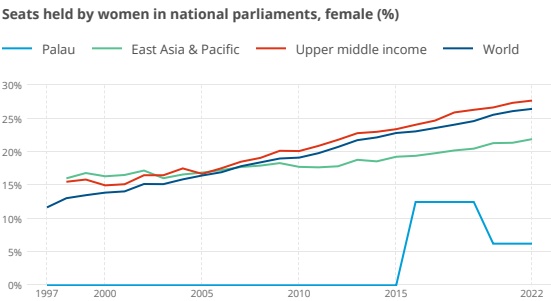
Intimate partner violence

31%

Source: Demographic and Health Surveys (DHS) Statcompiler (<https://www.statcompiler.com/>)

6.3% of seats in national parliament were held by women in 2022 in Palau

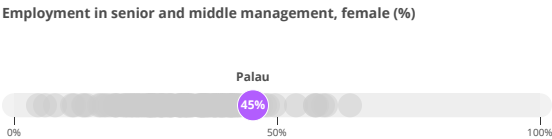
Women in parliaments are the percentage of parliamentary seats in a single or lower chamber held by women. The proportion of seats held by women in Palau has increased since 2010. The current rate is lower than the average rate in upper-middle income countries.




Source: Inter-Parliamentary Union (IPU) (www.ipu.org). For the year of 1998, the data is as of August 10, 1998.

Women represented 45.5% of those employed in senior and middle management in 2020

The female share of employment in senior and middle management for Palau falls in the highest quintile of all countries for which there are data. Data compiled from the most recent data point available between 2010 and 2023.



Data is not available for Palau for Used a mobile phone or the internet to pay bills in the past year, by sex (% age 15+)



Source: Global Findex database