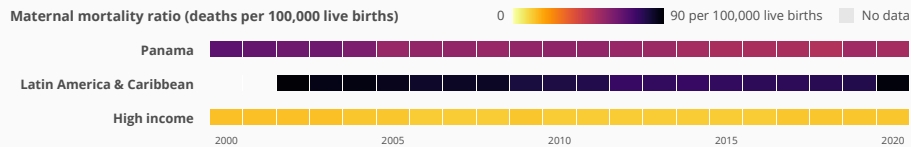


50 women die per 100,000 live births due to pregnancy-related causes in Panama

The maternal mortality ratio in Panama has improved from 66 in 2000 to 50 in 2020. Maternal mortality in Panama is lower than its regional average. Maternal mortality ratio is the number of women who die from pregnancy-related causes while pregnant or within 42 days of pregnancy termination per 100,000 live births.

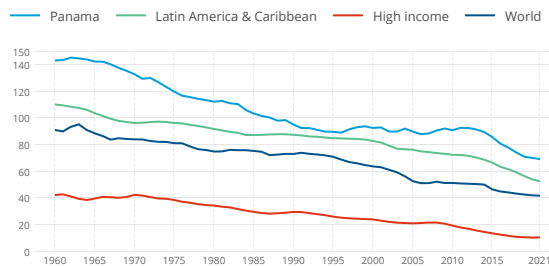


Source: WHO, UNICEF, UNFPA, World Bank Group, and UNDESA/Population Division. Trends in Maternal Mortality 2000 to 2020. Geneva, World Health Organization, 2023

70 of every 1,000 girls ages 15-19 gave birth in Panama in 2021

In Panama, the rate of adolescent fertility has decreased since 2010. The rate in 2021 was higher than the average rate in its income group.

Adolescent fertility rate (births per 1,000 women ages 15-19)

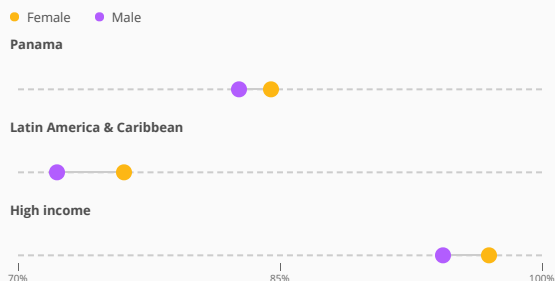


Source: United Nations Population Division, World Population Prospects.

84.5% of girls and 82.7% of boys complete lower secondary school in Panama as of 2021 data

The female rate in Panama is higher than Latin America & Caribbean but lower than the high-income group. Lower secondary education completion rate measures how many children have completed the last grade of lower secondary education regardless of age completed.

Lower secondary completion rate, by sex (% of relevant age group)



Adult literacy in Panama is nearly the same among women and men (2019)

In Panama, both women and men have very high literacy rates. Adult literacy rate is the percentage of people ages 15 and above who can both read and write with understanding a short simple statement about their everyday life.

Adult literacy rate, by sex (% of people ages 15 and above)

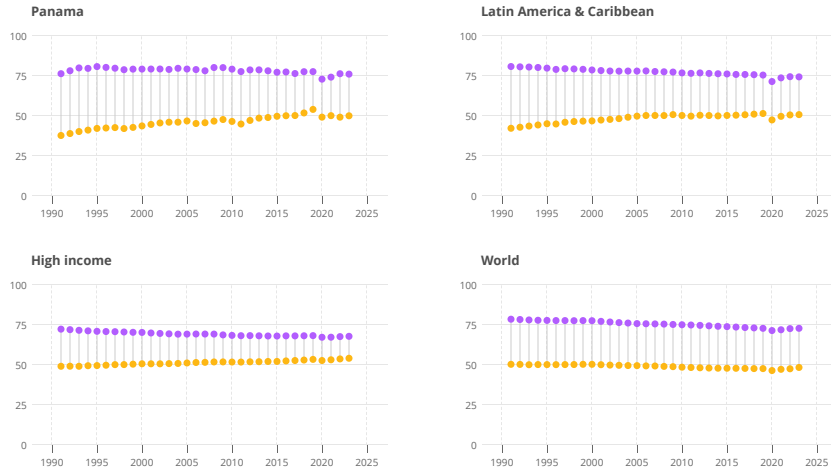


Source: UNESCO Institute for Statistics (UIS). UIS.Stat Bulk Data Download Service. Accessed September 19, 2023. <https://apiportal.uis.unesco.org/bdds>.

In Panama, the labor force participation rate among females is 50.3% and among males is 76.4% for 2023

The labor force participation rate is the proportion of the population ages 15 and older that is economically active. Since 1990, female labor force participation has increased. Compared with labor force participation in the high-income group, the gap between men and women is higher in Panama.

Labor force participation rate, by sex (% of population ages 15+) (modeled ILO estimate) ● Female ● Male



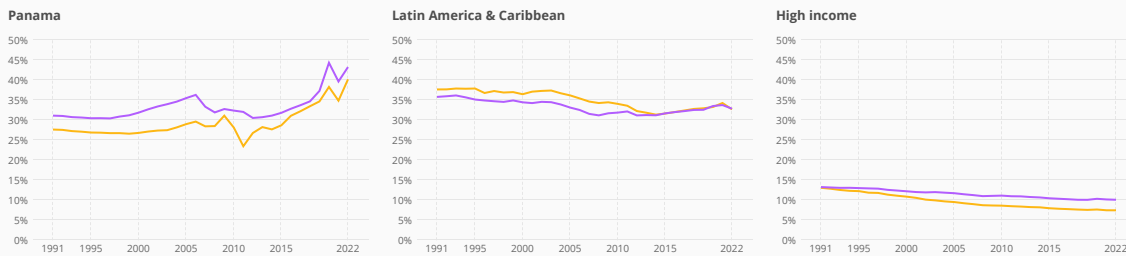
Source: International Labour Organization. "ILO Modelled Estimates and Projections database (ILOEST)" ILOSTAT. Accessed February 06, 2024. <https://ilostat.ilo.org/data/>.

Vulnerable employment for females has worsened in Panama since 1991

Workers in vulnerable employment are the least likely to have formal work arrangements, social protection, and safety nets to guard against economic shocks; thus they are more likely to fall into poverty. Vulnerable employment among women is 40.2% and among men is 43.3% in Panama for 2022. The rate of vulnerable employment is higher for men and women in Panama compared to the average rate in Latin America & Caribbean.

Vulnerable employment, by sex (% of total employment) (modeled ILO estimate)

— Female — Male

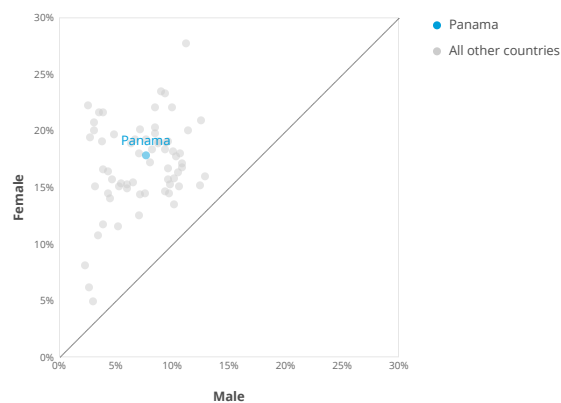


Source: World Bank, World Development Indicators database. Estimates are based on data obtained from International Labour Organization, ILOSTAT at <https://ilostat.ilo.org/data/>.

In Panama, women spend 2.4 times as much time on unpaid domestic and care work than men


The data, expressed as a proportion of time in a day, measure the average time an individual spends on household provision of services for own consumption. In 2011, women in Panama spent 18% of their day and men spent 7.6% of their day on unpaid work. Data compiled from the most recent data point between 2010 and 2019.

Proportion of time spent on unpaid domestic and care work, by sex (% of 24 hour day)



Source: National statistical offices or national database and publications compiled by United Nations Statistics Division. The data were downloaded on December 3 from the Global SDG Indicators Database:

Data is not available for Panama for Share of business owners, by sex (% of total business owners)

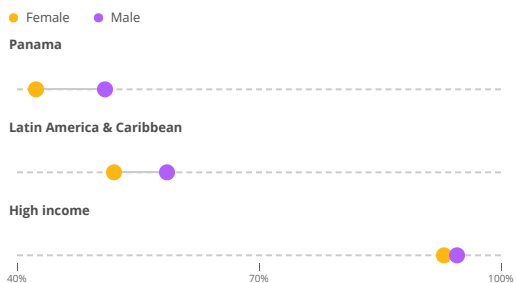


Source: World Bank's Entrepreneurship Survey and database (<https://www.worldbank.org/en/programs/entrepreneurship>). Downloaded on November 29, 2023.

In 2017, 42.3% of women and 50.9% of men in Panama had an account

The female rate in Panama is lower than both Latin America & Caribbean and the high-income group. Account ownership denotes the percentage of respondents who report having an account (by themselves or together with someone else) at a bank or another type of financial institution or report personally using a mobile money service in the past 12 months.

Account ownership at a financial institution or with a mobile-money-service provider, by sex (% of population ages 15+)




Source: Demircuc-Kunt et al., 2018, Global Financial Inclusion Database, World Bank.


Data is not available for Panama for House ownership status, by sex (% of population age 15-49)

House ownership status, by sex (% of population age 15-49)

Male




Female



Source: Demographic and Health Surveys (DHS)

Data is not available for Panama for Percentage of women ages 15-49 participating in decisions about:




Source: Demographic and Health Surveys (DHS)

In Panama, the share of women who have experienced intimate partner violence is less than the world average, **27%**

Intimate partner violence is by far the most prevalent form of violence against women globally and is defined as the percentage of ever-married women (ages 15-49) who have ever experienced physical or sexual violence committed by their husband or partner, whereas those who have ever experienced any form of sexual violence is the percentage of women (ages 15-49) who ever experienced sexual violence irrespective of marital status and perpetrator.

Percentage of women ages 15-49 who have ever experienced:



Intimate partner violence

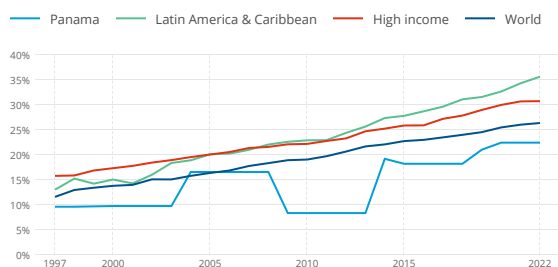
16%

Source: Demographic and Health Surveys (DHS) Statcompiler (<https://www.statcompiler.com/>)

22.5% of seats in national parliament were held by women in 2022 in Panama

Women in parliaments are the percentage of parliamentary seats in a single or lower chamber held by women. The proportion of seats held by women in Panama has increased since 2010. The current rate is lower than the average rate in high-income countries.

Seats held by women in national parliaments, female (%)

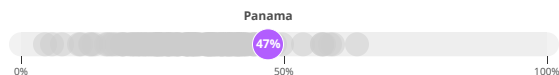


Source: Inter-Parliamentary Union (IPU) (www.ipu.org). For the year of 1998, the data is as of August 10, 1998.

Women represented 47% of those employed in senior and middle management in 2023

The female share of employment in senior and middle management for Panama falls in the highest quintile of all countries for which there are data. Data compiled from the most recent data point available between 2010 and 2023.

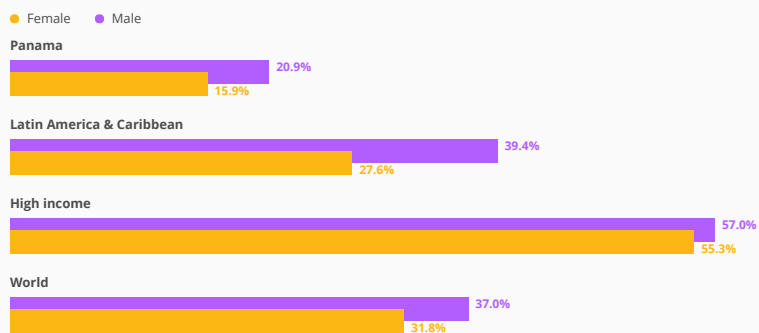
Employment in senior and middle management, female (%)



More men than women used a mobile phone or the internet to pay bills in 2021

The female rate in Panama is lower than both Latin America & Caribbean and the high-income group. Internet usage denotes the percentage of respondents who report using a mobile phone or the internet to pay bills in the past 12 months.

Used a mobile phone or the internet to pay bills in the past year, by sex (% age 15+)



Source: Global Findex database