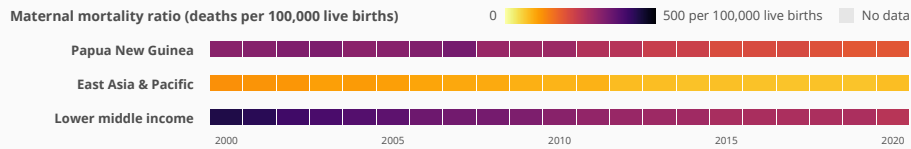


192 women die per 100,000 live births due to pregnancy-related causes in Papua New Guinea

The maternal mortality ratio in Papua New Guinea has improved from 312 in 2000 to 192 in 2020. Maternal mortality in Papua New Guinea is higher than its regional average. Maternal mortality ratio is the number of women who die from pregnancy-related causes while pregnant or within 42 days of pregnancy termination per 100,000 live births.

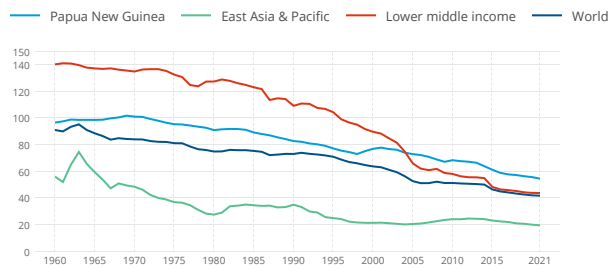


Source: WHO, UNICEF, UNFPA, World Bank Group, and UNDESA/Population Division. Trends in Maternal Mortality 2000 to 2020. Geneva, World Health Organization, 2023

55 of every 1,000 girls ages 15-19 gave birth in Papua New Guinea in 2021

In Papua New Guinea, the rate of adolescent fertility has decreased since 2010. The rate in 2021 was higher than the average rate in its income group.

Adolescent fertility rate (births per 1,000 women ages 15-19)

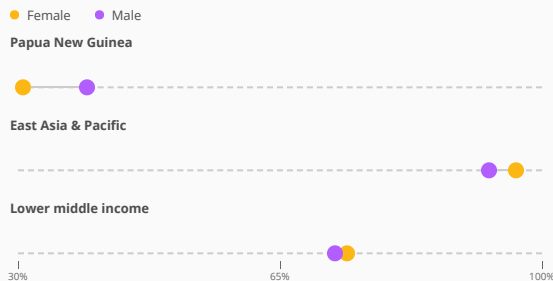


Source: United Nations Population Division, World Population Prospects.

30.6% of girls and 39.2% of boys complete lower secondary school in Papua New Guinea as of 2018 data

The gap in lower secondary completion rate between boys and girls, 8.6, is larger than the gap of the East Asia & Pacific aggregate, 3.6. Lower secondary education completion rate measures how many children have completed the last grade of lower secondary education regardless of age completed.

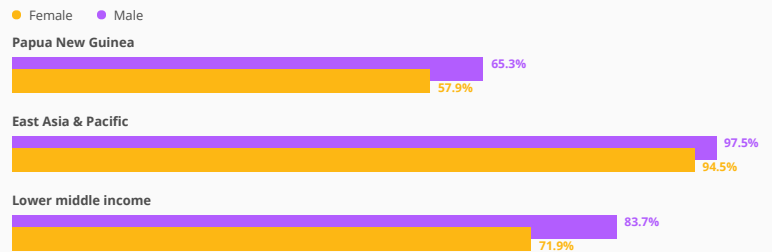
Lower secondary completion rate, by sex (% of relevant age group)



Adult literacy in Papua New Guinea is lower among women than among men (2010)

The adult female literacy rate in Papua New Guinea is lower than in East Asia & Pacific. Adult literacy rate is the percentage of people ages 15 and above who can both read and write with understanding a short simple statement about their everyday life.

Adult literacy rate, by sex (% of people ages 15 and above)



Source: UNESCO Institute for Statistics (UIS). UIS.Stat Bulk Data Download Service. Accessed September 19, 2023. <https://apiportal.uis.unesco.org/bdds>.

In Papua New Guinea, the labor force participation rate is nearly the same: 46.4% among females and 48.1% among males for 2023

The labor force participation rate is the proportion of the population ages 15 and older that is economically active. Since 1990, female labor force participation has decreased. Compared with labor force participation in the lower-middle income group, the gap between men and women is lower in Papua New Guinea.

Labor force participation rate, by sex (% of population ages 15+) (modeled ILO estimate) ● Female ● Male

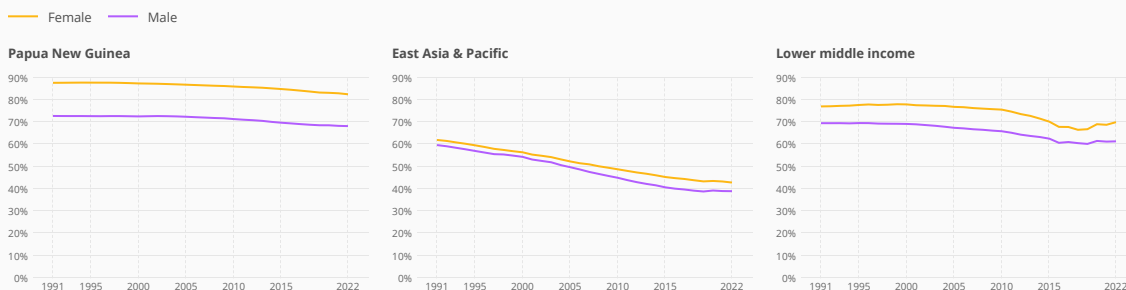


Source: International Labour Organization. "ILO Modelled Estimates and Projections database (ILOEST)" ILOSTAT. Accessed February 06, 2024. <https://ilostat.ilo.org/data/>.

Vulnerable employment for females has improved in Papua New Guinea since 1991

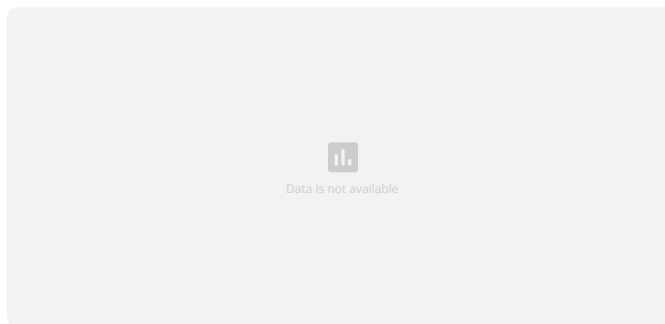
Workers in vulnerable employment are the least likely to have formal work arrangements, social protection, and safety nets to guard against economic shocks; thus they are more likely to fall into poverty. Vulnerable employment among women is 82.8% and among men is 68.5% in Papua New Guinea for 2022. The rate of vulnerable employment is higher for men and women in Papua New Guinea compared to the average rate in East Asia & Pacific.

Vulnerable employment, by sex (% of total employment) (modeled ILO estimate)




Source: World Bank, World Development Indicators database. Estimates are based on data obtained from International Labour Organization, ILOSTAT at <https://ilostat.ilo.org/data/>.

Data is not available for Papua New Guinea for Proportion of time spent on unpaid domestic and care work, by sex (% of 24 hour day)




Source: National statistical offices or national database and publications compiled by United Nations Statistics Division. The data were downloaded on December 3 from the Global SDG Indicators Database:

Data is not available for Papua New Guinea for Share of business owners, by sex (% of total business owners)



Source: World Bank's Entrepreneurship Survey and database (<https://www.worldbank.org/en/programs/entrepreneurship>). Downloaded on November 29, 2023.

Data is not available for Papua New Guinea for Account ownership at a financial institution or with a mobile-money-service provider, by sex (% of population ages 15+)



Source: Demircu-Kunt et al., 2018, Global Financial Inclusion Database, World Bank.

59.7% of men and 50.1% of women owned a dwelling either alone or jointly in 2018

For women in particular, asset ownership is a source of economic empowerment and provides protection in the case of marital dissolution or abandonment. There is increasing evidence that ownership of property by women has positive consequences for women's empowerment, nutritional and health outcomes, and children's schooling.

House ownership status, by sex (% of population age 15-49)

Male



40.3% do not own a house

43.6% own a house alone

11.4% own a house jointly

4.6% own a house both alone and jointly

Female



49.9% do not own a house

19.6% own a house alone

19.3% own a house jointly

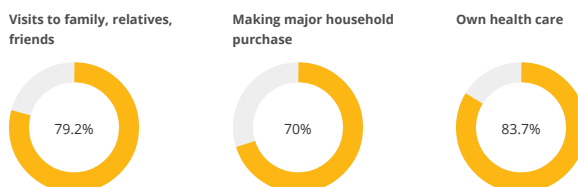
10.4% own a house both alone and jointly

Source: Demographic and Health Surveys (DHS)

61.6% of women participated in making major decisions in the household in 2018

Women participating in making major decisions is the percentage of currently married women ages 15-49 who say that they alone or jointly have the final say in (i) making major household purchases, (ii) decisions about own healthcare, and (iii) visits to family, relatives, friends.

Percentage of women ages 15-49 participating in decisions about:



Source: Demographic and Health Surveys (DHS)

In Papua New Guinea, the share of women who have experienced intimate partner violence is greater than the world average, 27%

Intimate partner violence is by far the most prevalent form of violence against women globally and is defined as the percentage of ever-married women (ages 15-49) who have ever experienced physical or sexual violence committed by their husband or partner, whereas those who have ever experienced any form of sexual violence is the percentage of women (ages 15-49) who ever experienced sexual violence irrespective of marital status and perpetrator.

Percentage of women ages 15-49 who have ever experienced:

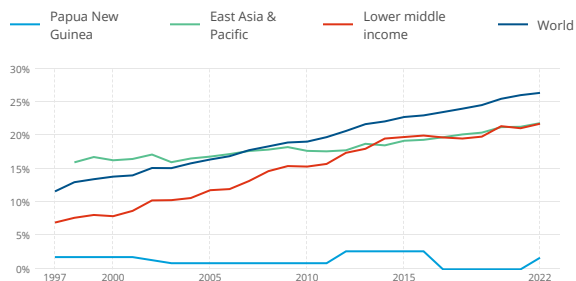


Source: Demographic and Health Surveys (DHS) Statcompiler (<https://www.statcompiler.com/>)

1.7% of seats in national parliament were held by women in 2022 in Papua New Guinea

Women in parliaments are the percentage of parliamentary seats in a single or lower chamber held by women. The proportion of seats held by women in Papua New Guinea has remained roughly the same as 2010. The current rate is lower than the average rate in lower-middle income countries.

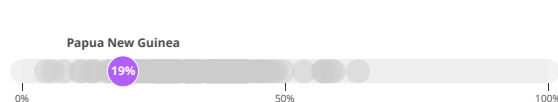
Seats held by women in national parliaments, female (%)



Women represented 19.3% of those employed in senior and middle management in 2010


The female share of employment in senior and middle management for Papua New Guinea falls in the lowest quintile of all countries for which there are data. Data compiled from the most recent data point available between 2010 and 2023.

Employment in senior and middle management, female (%)



Source: Inter-Parliamentary Union (IPU) (www.ipu.org). For the year of 1998, the data is as of August 10, 1998.

Data is not available for Papua New Guinea for Used a mobile phone or the internet to pay bills in the past year, by sex (% age 15+)



Source: Global Findex database

Data retrieved from World Bank Gender Data Portal
<https://genderdata.worldbank.org/countries/papua-new-guinea/>