

## Sint Maarten (Dutch part)

Income Group: High income Region: Latin America & Caribbean

Data is not available for Sint Maarten (Dutch part) for Maternal mortality ratio (deaths per 100,000 live births)



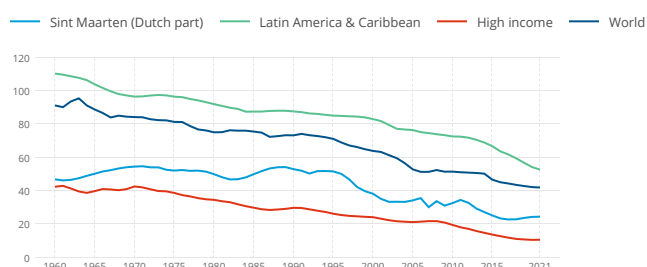
Data is not available

Source: WHO, UNICEF, UNFPA, World Bank Group, and UNDESA/Population Division. Trends in Maternal Mortality 2000 to 2020. Geneva, World Health Organization, 2023

25 of every 1,000 girls ages 15-19 gave birth in Sint Maarten (Dutch part) in 2021

In Sint Maarten (Dutch part), the rate of adolescent fertility has decreased since 2010. The rate in 2021 was higher than the average rate in its income group.

Adolescent fertility rate (births per 1,000 women ages 15-19)



Source: United Nations Population Division, World Population Prospects.

Data is not available for Sint Maarten (Dutch part) for Lower secondary completion rate, by sex (% of relevant age group)



Data is not available


Data is not available for Sint Maarten (Dutch part) for Adult literacy rate, by sex (% of people ages 15 and above)



Data is not available


Source: UNESCO Institute for Statistics (UIS). UIS.Stat Bulk Data Download Service. Accessed September 19, 2023. <https://apiportal.uis.unesco.org/bdds>.

Data is not available for Sint Maarten (Dutch part) for Labor force participation rate, by sex (% of population ages 15+) (modeled ILO estimate)



Source: International Labour Organization. "ILO Modelled Estimates and Projections database (ILOEST)" ILOSTAT. Accessed February 06, 2024. <https://ilostat.ilo.org/data/>.

Data is not available for Sint Maarten (Dutch part) for Vulnerable employment, by sex (% of total employment) (modeled ILO estimate)




Source: World Bank, World Development Indicators database. Estimates are based on data obtained from International Labour Organization, ILOSTAT at <https://ilostat.ilo.org/data/>.

Data is not available for Sint Maarten (Dutch part) for Proportion of time spent on unpaid domestic and care work, by sex (% of 24 hour day)




Source: National statistical offices or national database and publications compiled by United Nations Statistics Division. The data were downloaded on December 3 from the Global SDG Indicators Database:

Data is not available for Sint Maarten (Dutch part) for Share of business owners, by sex (% of total business owners)



Source: World Bank's Entrepreneurship Survey and database (<https://www.worldbank.org/en/programs/entrepreneurship>). Downloaded on November 29, 2023.

Data is not available for Sint Maarten (Dutch part) for Account ownership at a financial institution or with a mobile-money-service provider, by sex (% of population ages 15+)




Source: Demirguc-Kunt et al., 2018, Global Financial Inclusion Database, World Bank.


Data is not available for Sint Maarten (Dutch part) for House ownership status, by sex (% of population age 15-49)

House ownership status, by sex (% of population age 15-49)

Male




Female



Source: Demographic and Health Surveys (DHS)

Data is not available for Sint Maarten (Dutch part) for Percentage of women ages 15-49 participating in decisions about:




Source: Demographic and Health Surveys (DHS)

Data is not available for Sint Maarten (Dutch part) for Percentage of women ages 15-49 who have ever experienced:



Source: Demographic and Health Surveys (DHS) Statcompiler (<https://www.statcompiler.com/>)

Data is not available for Sint Maarten (Dutch part) for Seats held by women in national parliaments, female (%)



Data is not available for Sint Maarten (Dutch part) for Employment in senior and middle management, female (%)



Source: Inter-Parliamentary Union (IPU) ([www.ipu.org](http://www.ipu.org)). For the year of 1998, the data is as of August 10, 1998.

Data is not available for Sint Maarten (Dutch part) for Used a mobile phone or the internet to pay bills in the past year, by sex (% age 15+)



Source: Global Findex database

Data retrieved from World Bank Gender Data Portal  
<https://genderdata.worldbank.org/countries/sint-maarten-dutch-part/>