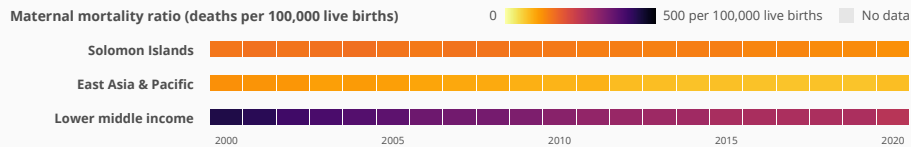


122 women die per 100,000 live births due to pregnancy-related causes in the Solomon Islands

The maternal mortality ratio in the Solomon Islands has improved from 150 in 2000 to 122 in 2020. Maternal mortality in the Solomon Islands is higher than its regional average. Maternal mortality ratio is the number of women who die from pregnancy-related causes while pregnant or within 42 days of pregnancy termination per 100,000 live births.

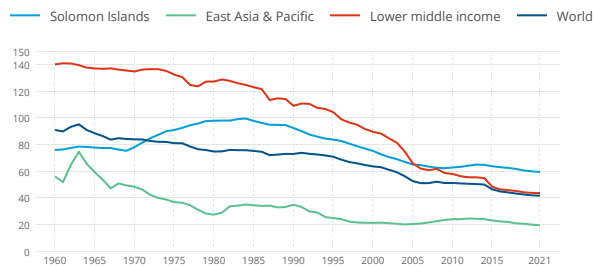


Source: WHO, UNICEF, UNFPA, World Bank Group, and UNDESA/Population Division. Trends in Maternal Mortality 2000 to 2020. Geneva, World Health Organization, 2023

60 of every 1,000 girls ages 15-19 gave birth in the Solomon Islands in 2021

In the Solomon Islands, the rate of adolescent fertility has remained roughly the same since 2010. The rate in 2021 was higher than the average rate in its income group.

Adolescent fertility rate (births per 1,000 women ages 15-19)

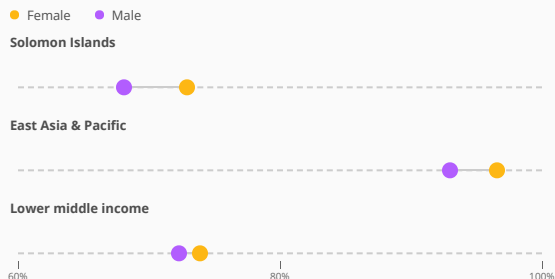


Source: United Nations Population Division, World Population Prospects.


72.9% of girls and 68.1% of boys complete lower secondary school in the Solomon Islands as of 2019 data

The female rate in the Solomon Islands is lower than East Asia & Pacific but nearly the same as the lower-middle income group. Lower secondary education completion rate measures how many children have completed the last grade of lower secondary education regardless of age completed.

Lower secondary completion rate, by sex (% of relevant age group)



Data is not available for the Solomon Islands for Adult literacy rate, by sex (% of people ages 15 and above)

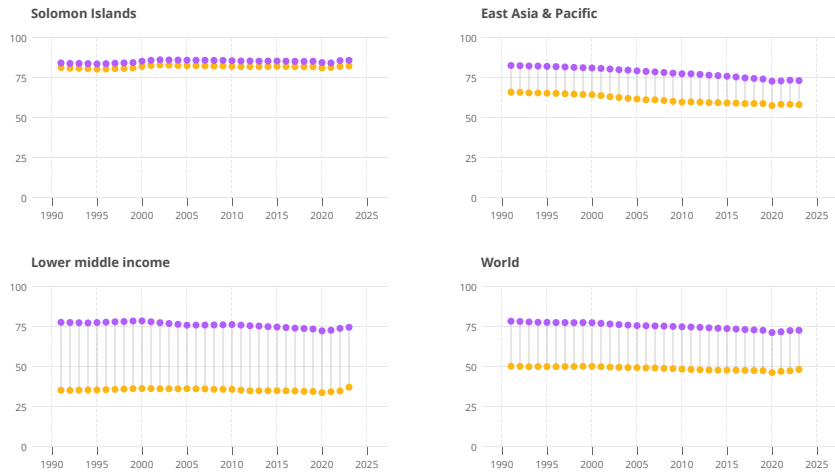


Source: UNESCO Institute for Statistics (UIS). UIS.Stat Bulk Data Download Service. Accessed September 19, 2023. <https://apiportal.uis.unesco.org/bdds>.

In the Solomon Islands, the labor force participation rate among females is 82.7% and among males is 86.2% for 2023

The labor force participation rate is the proportion of the population ages 15 and older that is economically active. Since 1990, female labor force participation has remained roughly the same. Compared with labor force participation in the lower-middle income group, the gap between men and women is lower in the Solomon Islands.

Labor force participation rate, by sex (% of population ages 15+) (modeled ILO estimate)

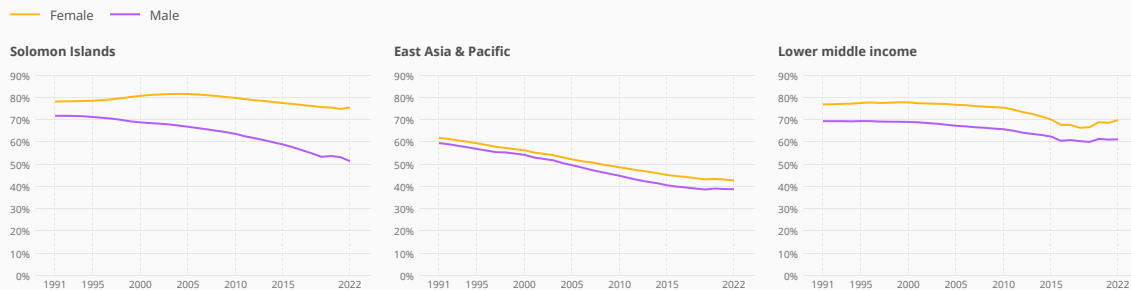


Source: International Labour Organization. "ILO Modelled Estimates and Projections database (ILOEST)" ILOSTAT. Accessed February 06, 2024. <https://ilostat.ilo.org/data/>.

Vulnerable employment for females has improved in the Solomon Islands since 1991

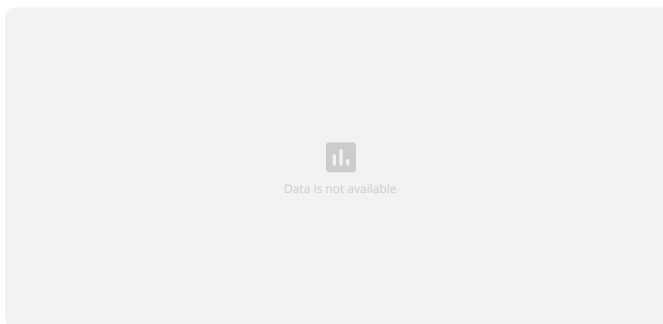
Workers in vulnerable employment are the least likely to have formal work arrangements, social protection, and safety nets to guard against economic shocks; thus they are more likely to fall into poverty. Vulnerable employment among women is 76% and among men is 51.8% in the Solomon Islands for 2022. The rate of vulnerable employment is higher for men and women in the Solomon Islands compared to the average rate in East Asia & Pacific.

Vulnerable employment, by sex (% of total employment) (modeled ILO estimate)




Source: World Bank, World Development Indicators database. Estimates are based on data obtained from International Labour Organization, ILOSTAT at <https://ilostat.ilo.org/data/>.

Data is not available for the Solomon Islands for Proportion of time spent on unpaid domestic and care work, by sex (% of 24 hour day)




Source: National statistical offices or national database and publications compiled by United Nations Statistics Division. The data were downloaded on December 3 from the Global SDG Indicators Database:

Data is not available for the Solomon Islands for Share of business owners, by sex (% of total business owners)



Source: World Bank's Entrepreneurship Survey and database (<https://www.worldbank.org/en/programs/entrepreneurship>). Downloaded on November 29, 2023.

Data is not available for the Solomon Islands for Account ownership at a financial institution or with a mobile-money-service provider, by sex (% of population ages 15+)




Source: Demircuc-Kunt et al., 2018, Global Financial Inclusion Database, World Bank.


Data is not available for the Solomon Islands for House ownership status, by sex (% of population age 15-49)

House ownership status, by sex (% of population age 15-49)

Male




Female



Source: Demographic and Health Surveys (DHS)

Data is not available for the Solomon Islands for Percentage of women ages 15-49 participating in decisions about:



Source: Demographic and Health Surveys (DHS)

In the Solomon Islands, the share of women who have experienced intimate partner violence is greater than the world average, 27%

Intimate partner violence is by far the most prevalent form of violence against women globally and is defined as the percentage of ever-married women (ages 15-49) who have ever experienced physical or sexual violence committed by their husband or partner, whereas those who have ever experienced any form of sexual violence is the percentage of women (ages 15-49) who ever experienced sexual violence irrespective of marital status and perpetrator.

Percentage of women ages 15-49 who have ever experienced:

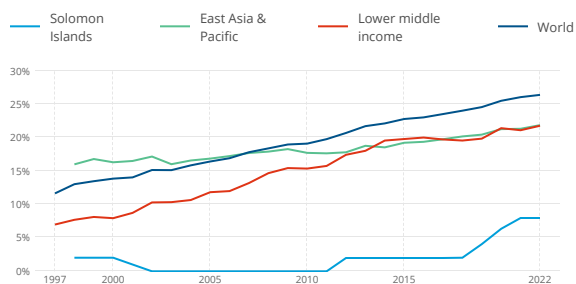


Source: Demographic and Health Surveys (DHS) Statcompiler (<https://www.statcompiler.com/>)

8% of seats in national parliament were held by women in 2022 in the Solomon Islands

Women in parliaments are the percentage of parliamentary seats in a single or lower chamber held by women. The proportion of seats held by women in the Solomon Islands has increased since 2010. The current rate is lower than the average rate in lower-middle income countries.

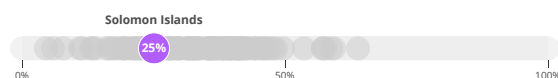
Seats held by women in national parliaments, female (%)



Women represented 25.1% of those employed in senior and middle management in 2013

The female share of employment in senior and middle management for the Solomon Islands falls in the second quintile of all countries for which there are data. Data compiled from the most recent data point available between 2010 and 2023.

Employment in senior and middle management, female (%)



Source: Inter-Parliamentary Union (IPU) (www.ipu.org). For the year of 1998, the data is as of August 10, 1998.

Data is not available for the Solomon Islands for Used a mobile phone or the internet to pay bills in the past year, by sex (% age 15+)



Source: Global Findex database

Data retrieved from World Bank Gender Data Portal
<https://genderdata.worldbank.org/countries/solomon-islands/>