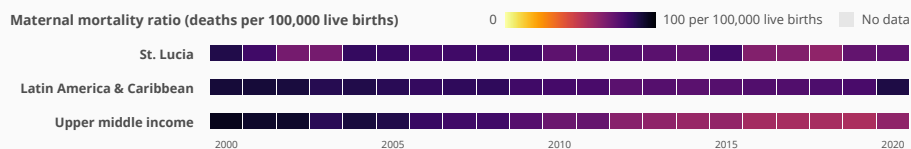


### 73 women die per 100,000 live births due to pregnancy-related causes in St. Lucia

The maternal mortality ratio in St. Lucia has improved from 87 in 2000 to 73 in 2020. Maternal mortality in St. Lucia is lower than its regional average. Maternal mortality ratio is the number of women who die from pregnancy-related causes while pregnant or within 42 days of pregnancy termination per 100,000 live births.

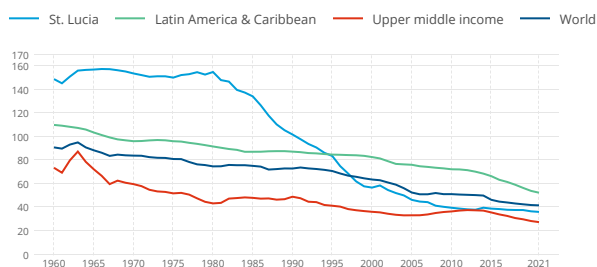


Source: WHO, UNICEF, UNFPA, World Bank Group, and UNDESA/Population Division. Trends in Maternal Mortality 2000 to 2020. Geneva, World Health Organization, 2023

### 37 of every 1,000 girls ages 15-19 gave birth in St. Lucia in 2021

In St. Lucia, the rate of adolescent fertility has remained roughly the same since 2010. The rate in 2021 was higher than the average rate in its income group.

#### Adolescent fertility rate (births per 1,000 women ages 15-19)

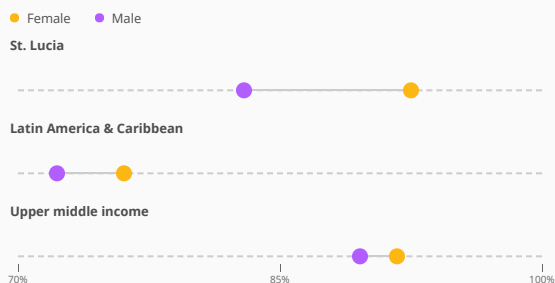


Source: United Nations Population Division, World Population Prospects.

### 92.5% of girls and 83% of boys complete lower secondary school in St. Lucia as of 2022 data

The gap in lower secondary completion rate between boys and girls, 9.6, is larger than the gap of the Latin America & Caribbean aggregate, 3.9. Lower secondary education completion rate measures how many children have completed the last grade of lower secondary education regardless of age completed.

#### Lower secondary completion rate, by sex (% of relevant age group)



Data is not available for St. Lucia for Adult literacy rate, by sex (% of people ages 15 and above)



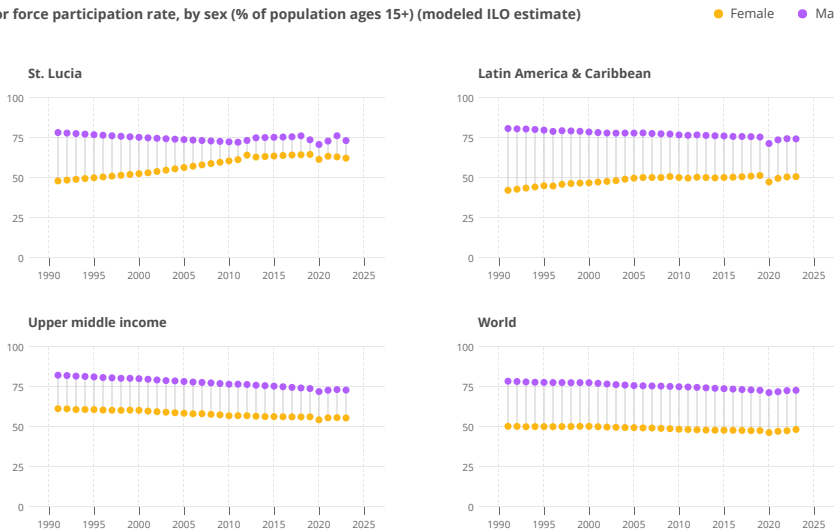
Data is not available

Source: UNESCO Institute for Statistics (UIS). UIS.Stat Bulk Data Download Service. Accessed September 19, 2023. <https://apiportal.uis.unesco.org/bdds>.

In St. Lucia, the labor force participation rate among females is 62.6% and among males is 73.6% for 2023

The labor force participation rate is the proportion of the population ages 15 and older that is economically active. Since 1990, female labor force participation has increased. Compared with labor force participation in the upper-middle income group, the gap between men and women is lower in St. Lucia.

Labor force participation rate, by sex (% of population ages 15+) (modeled ILO estimate)

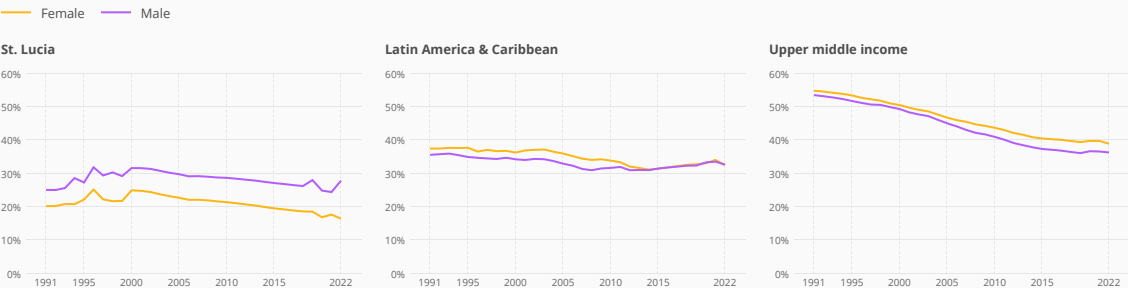


Source: International Labour Organization. "ILO Modelled Estimates and Projections database (ILOEST)" ILOSTAT. Accessed February 06, 2024. <https://ilostat.ilo.org/data/>.

Vulnerable employment for females has improved in St. Lucia since 1991

Workers in vulnerable employment are the least likely to have formal work arrangements, social protection, and safety nets to guard against economic shocks; thus they are more likely to fall into poverty. Vulnerable employment among women is 16.7% and among men is 28.1% in St. Lucia for 2022. The rate of vulnerable employment is lower for men and women in St. Lucia compared to the average rate in Latin America & Caribbean.

Vulnerable employment, by sex (% of total employment) (modeled ILO estimate)



Source: World Bank, World Development Indicators database. Estimates are based on data obtained from International Labour Organization, ILOSTAT at <https://ilostat.ilo.org/data/>.

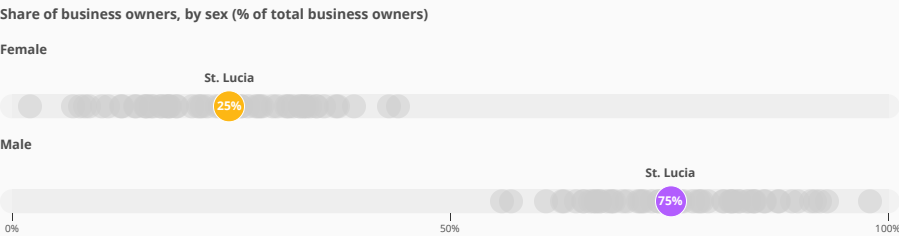
Data is not available for St. Lucia for Proportion of time spent on unpaid domestic and care work, by sex (% of 24 hour day)



Source: National statistical offices or national database and publications compiled by United Nations Statistics Division. The data were downloaded on December 3 from the Global SDG Indicators Database:


More men than women owned a business in 2016

The share of female business owners for St. Lucia falls in the third quintile of all countries for which there are data. Share of business is calculated as the proportion of female or male newly registered limited liability company owners out of the total number of newly registered limited liability company owners in the economy in the calendar year. Data compiled from the most recent data point between 2016 and 2020.



Source: World Bank's Entrepreneurship Survey and database (<https://www.worldbank.org/en/programs/entrepreneurship>). Downloaded on November 29, 2023.

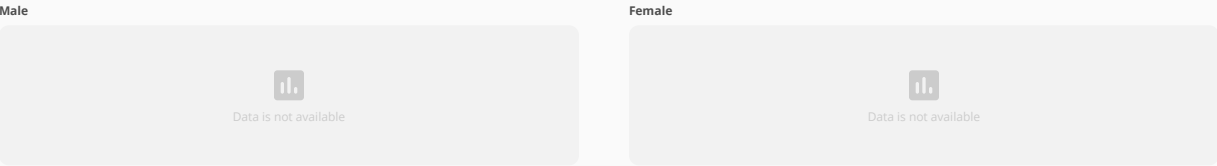
Data is not available for St. Lucia for Account ownership at a financial institution or with a mobile-money-service provider, by sex (% of population ages 15+)



Source: Demirguc-Kunt et al., 2018, Global Financial Inclusion Database, World Bank.


Data is not available for St. Lucia for House ownership status, by sex (% of population age 15-49)

House ownership status, by sex (% of population age 15-49)



Source: Demographic and Health Surveys (DHS)

Data is not available for St. Lucia for Percentage of women ages 15-49 participating in decisions about:



Source: Demographic and Health Surveys (DHS)

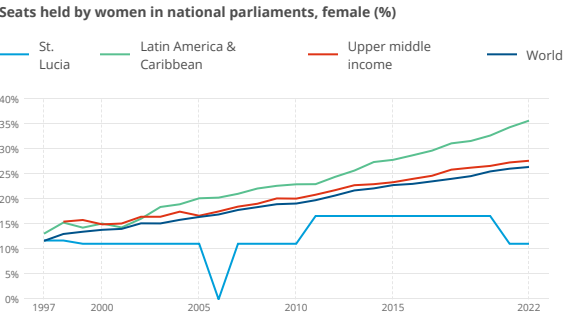
Data is not available for St. Lucia for Percentage of women ages 15-49 who have ever experienced:



Source: Demographic and Health Surveys (DHS) Statcompiler (<https://www.statcompiler.com/>)


11.1% of seats in national parliament were held by women in 2022 in St. Lucia

Women in parliaments are the percentage of parliamentary seats in a single or lower chamber held by women. The proportion of seats held by women in St. Lucia has remained roughly the same as 2010. The current rate is lower than the average rate in upper-middle income countries.




Source: Inter-Parliamentary Union (IPU) ([www.ipu.org](http://www.ipu.org)). For the year of 1998, the data is as of August 10, 1998.

Data is not available for St. Lucia for Employment in senior and middle management, female (%)



Data is not available for St. Lucia for Used a mobile phone or the internet to pay bills in the past year, by sex (% age 15+)



Source: Global Findex database

Data retrieved from World Bank Gender Data Portal  
<https://genderdata.worldbank.org/countries/st-lucia/>