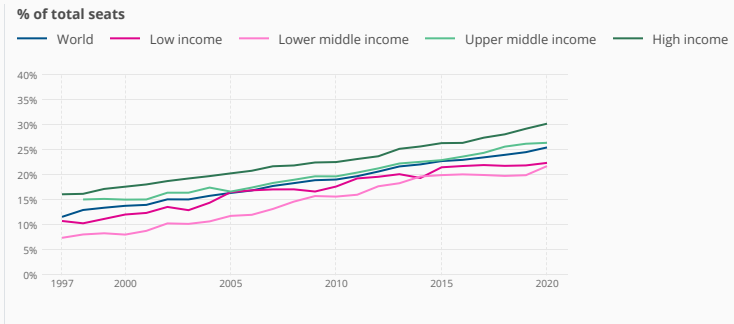




Leadership

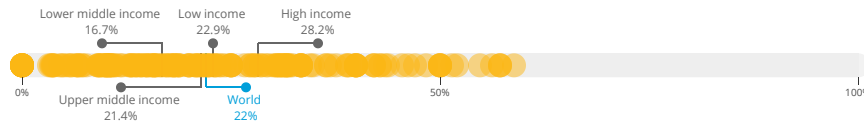
Though there are many initiatives focused on increasing women's leadership roles at the local governance level, women are still underrepresented in national governance structures and in corporate management.

Proportion of seats held by women in national parliaments, by world and income group



Source: Inter-Parliamentary Union (IPU) (www.ipu.org). For the year of 1998, the data is as of August 10, 1998.

Proportion of women in ministerial level positions (% of total positions)



Source: Inter-Parliamentary Union (IPU). Women in Politics.

Firms with female top manager by income group (% of firms)

Low income

12.2%

Lower middle income

19.9%

Upper middle income

19.8%

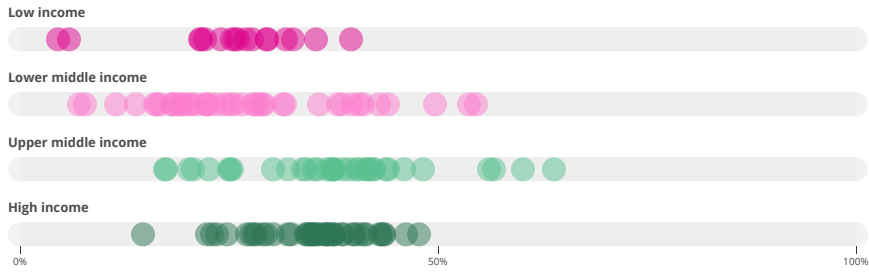
High income

17.3%

Source: World Bank, Enterprise Surveys (<http://www.enterprisesurveys.org/>).

Female share of employment in senior and middle management

% of total middle & senior managers



Source: International Labour Organization. "Labour Market-related SDG Indicators database (ILOSDG)" ILOSTAT. Accessed December 6, 2022. <https://ilostat.ilo.org/data/>.

Data retrieved from World Bank Gender Data Portal
<https://genderdata.worldbank.org/topics/leadership/>