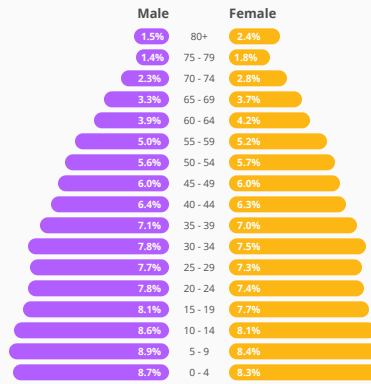




# Population

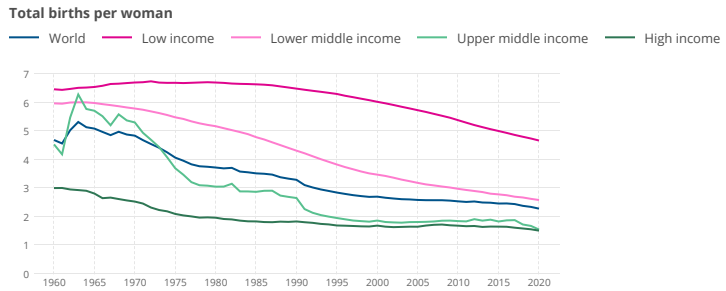
Improvements in national averages for life expectancy, fertility, migration, and other indicators have been seen across the globe. However, there are still considerable variations within countries stemming from disparities in income, availability of and access to services, social practices, and conflict.

World population distribution by sex and age group



Source: World Bank staff estimates using the World Bank's total population and age/sex distributions of the United Nations Population Division's World Population Prospects: 2022 Revision.

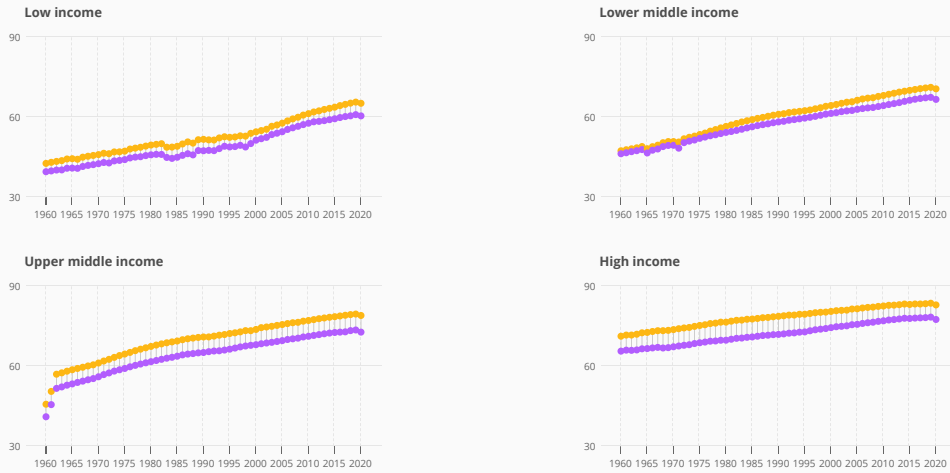
Fertility rate by world and income group



Source: World Bank staff estimates using the World Bank's total population and age/sex distributions of the United Nations Population Division's World Population Prospects: 2022 Revision.

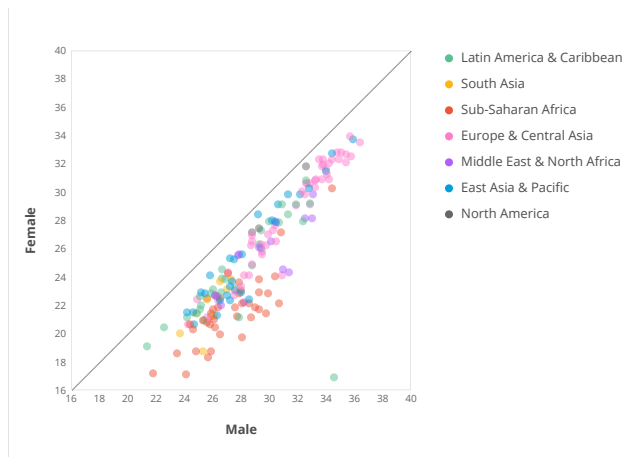
## Years of life expectancy at birth by sex and income group

● Female ● Male



Source: (1) United Nations Population Division. World Population Prospects: 2022 Revision. (2) Census reports and other statistical publications from national statistical offices, (3) Eurostat: Demographic Statistics, (4) United Nations Statistical Division. Population and Vital Statistics Reprint (various years), (5) U.S. Census Bureau: International Database, and (6) Secretariat of the Pacific Community: Statistics and Demography Programme.

## Age at first marriage by sex



Source: (1) United Nations Population Division. World Population Prospects: 2022 Revision. (2) Census reports and other statistical publications from national statistical offices, (3) Eurostat: Demographic Statistics, (4) United Nations Statistical Division. Population and Vital Statistics Reprint (various years), (5) U.S. Census Bureau: International Database, and (6) Secretariat of the Pacific Community: Statistics and Demography Programme.